


4

Look at the information in the chart and write the suitable animal next to the statements:



	<i>It lives</i>	<i>It eats</i>	<i>It weighs</i>
<b>Giant panda</b>	China	bamboo	125 kilos
<b>Sumatran Tiger</b>	Indonesia	wild pigs, deer	140 kilos
<b>Monachus monachus</b>	The Mediterranean Sea	small fish, octopuses, squid	300 kilos
<b>Brown Bear</b>	Mountains in Pindos and Rodopi	grass, roots, ants, fish	250 kilos
<b>Wolf</b>	Mountains in Pindos and Rodopi	deer, wild pigs, wild goats, sheep, goats, cows, rabbits, grass	40 kilos
<b>Dolphin</b>	The Mediterranean Sea	small fish	110 kilos
<b>Wild goat</b>	Mountains in Pindos and Rodopi	grass, tree leaves	40 kilos

**Note:** 100=one hundred, 200=two hundred, 250=two hundred and fifty



- ☀ It lives in Indonesia .....
- ☀ It eats bamboo .....
- ☀ It eats small fish.....
- ☀ It eats tree leaves .....
- ☀ It weighs 250 kilos.....
- ☀ It lives in the Mediterranean Sea .....

5

Look at the information about the Giant Panda and write a text about this animal. Use as much information as you can:



### ΤΑΥΤΟΤΗΤΑ

Επιστημονικό όνομα: *Ailuropoda melanoleuca*

Κοινό όνομα: Γιγάντιο Πάντα

Βάρος: 86 – 125 κιλά

Ύψος: 1.20 – 1.90μ.

Χρώμα: Άσπρο και μαύρο

Βιότοπος, εξάπλωση: Οροσειρές της νοτιοδυτικής Κίνας

Τροφή: μπαμπού (12-15 κιλά την ημέρα)

Μέσος όρος ζωής: 20 χρόνια στο φυσικό του περιβάλλον

Πληθυσμός: Περίπου 1.600 άτομα

Κύριες απειλές: Συρρίκνωση του βιότοπου και έλλειψη τροφής, παράνομο κυνήγι

(simplified and abridged from [www.wwf.gr](http://www.wwf.gr))

Αν θέλεις να δουλέψεις σε πιο εύκολους ρυθμούς πήγαινε στο **παράρτημα I** και κάνε τις ασκήσεις που μπορείς

# Unit 7:

# What are you doing?

## Lesson 1:

### Helping around the house



1 Match the pictures to the phrases:



- a) Andrew's sweeping,
- b) Andrew's making the beds,
- c) Dad's watering the plants,
- d) Dad's washing up,
- e) Andrew's setting the table,
- f) Mum's cooking,
- g) Amy's washing the floor,
- h) Amy's ironing



1)....., 2)....., 3)....., 4)....., 5)....., 6)....., 7)....., 8).....

2 Write the **-ing** forms:

wash.....	sit.....	play.....
have.....	look.....	get.....
swim.....	walk.....	eat.....
watch.....	study.....	put.....
come.....	give.....	fly.....

3 Look at the ghosts and write crazy sentences:



☀ Number 1 .....

☀ Number 2 .....

☀ Number 3 .....

☀ Number 4 .....

4 Look at the pictures and answer the questions. Use **Yes, he/she is** - **No, he/she isn't**:



Chris



Jude



George



Bill



Nadia



Liz



Jess



Harry

- ☀ Is Chris eating a hamburger? .....
- ☀ Is Nadia flying a kite? .....
- ☀ Is Bill playing football? .....
- ☀ Is Jude singing? .....
- ☀ Is George playing the piano? .....
- ☀ Is Harry walking in the rain? .....
- ☀ Is Jess fishing? .....
- ☀ Is Liz dancing? .....

5 Look at the photos. What are they doing?



Hrysopiya Devetzi

The boy



© newsports photo agency


© IM0054/Archelon

# Lesson 2:

## What do you do?



1 Match the pictures to the words:




- a) waiter,
- b) reporter,
- c) baker,
- d) policeman,
- e) shop assistant,
- f) nurse,
- g) bus driver,
- h) doctor,
- i) teacher,
- j) hairdresser



1)....., 2)....., 3)....., 4)....., 5)....., 6)....., 7)....., 8)....., 9)....., 10).....

2 Look at the pictures and answer the questions. Look at the example:

e.g. Is the nurse giving some medicine to a patient? Yes, she is.  
Is the hairdresser answering the phone? No, she isn't.




- ☀ Is the waiter taking an interview? .....
- ☀ Is the bus driver driving a car? .....
- ☀ Is the baker baking bread? .....
- ☀ Is the reporter driving a bus? .....
- ☀ Is the shop assistant correcting tests? .....
- ☀ Is the doctor examining a patient? .....
- ☀ Is the nurse cutting a woman's hair? .....
- ☀ Is the teacher giving some clothes to a customer? .....
- ☀ Is the hairdresser serving people in a restaurant? .....



# WHAT ARE YOU DOING?

3

Brothers and sisters. What are their jobs? Read the clues and find out:




Penny's brother drives a bus.  
 The hairdressers' brother is a bus driver.  
 John works in a school.  
 The teacher's sister takes interviews.  
 Ron is a bus driver or a policeman.  
 Her brother drives a police car  
 and she examines patients.

**Jobs**  
 Bus driver,  
 Reporter,  
 Hairdresser,  
 Policeman,  
 Doctor, Teacher



Ken is a.....  
 Penny is a.....  
 John is a.....  
 Kate is a.....  
 Ron is a.....  
 Helen is a.....



4

Read the interview and write about Nick Page:



**Reporter:** What's your name?  
**Nick:** Nick Page.  
**Reporter:** What do you do?  
**Nick:** I'm a policeman.  
**Reporter:** Where do you work?  
**Nick:** I work in a police station,  
 but sometimes I drive a  
 police car in the city.

**Reporter:** Do you wear special  
 clothes?  
**Nick:** I wear a blue uniform  
 and a grey hat.  
**Reporter:** Do you like your job?  
**Nick:** Yes, I like it very much.

This is my job

A policeman

Nick Page .....

.....

.....

.....

.....

.....

.....

.....

.....

.....



5

Interview one of your relatives (e.g. father/mother/uncle/aunt) about his/her job. Find this information:

- ✓ What's his/her name?
- ✓ What's his/her job?
- ✓ Where does he/she work?
- ✓ What does he/she wear?
- ✓ What exactly does he/she do?



Write the answers here. Make a drawing or put a photo in the box:



Name: .....

Job: .....

He/She works in.....

He/She wears.....

In this picture he/she .....

.....

Use the answers and write an article about him/her

**This is my job**

A .....

My .....

.....

.....

.....

.....

.....

.....

.....

.....

.....

.....



Αν θέλεις να δουλέψεις σε πιο εύκολους ρυθμούς πήγαινε στο **παράρτημα I** και κάνε τις ασκήσεις που μπορείς

# Unit 8:

# Around the city

## Lesson 1:

### At the park

1

Find seven words/phrases related to a park:





H	E	L	O	T	Y	O
U	A	R	E	R	I	M
K	W	A	T	E	R	L
E	V	E	K	E	Y	I
E	G	R	A	S	S	T
P	I	C	K	W	E	T
O	L	S	I	G	N	E
F	L	O	W	E	R	R
F	T	H	A	K	N	P

2 Find the mistakes in the phrases, correct them and talk about rules in a park. Use these words and write the correct phrases in the boxes:

**follow, feed, play, off, pick, litter**

**Don't eat the ducks    Don't watch football    Don't jump**  
**Litter the paths    Don't draw the flowers    Keep on the grass**



.....

.....

.....





.....

.....

.....

3 Say what these signs mean. Use these words or phrases:



**take photos, play music, litter, drink, pick the flowers, smoke, light fires**



- 1. ....
- 2. ....
- 3. ....
- 4. ....
- 5. ....
- 6. ....
- 7. ....

4 Put the words in the blanks and write classroom language.

**work, open, eat, play, write, listen, speak (X2), do, put up, run, talk**



+	-
..... in pairs	Don't..... Greek
..... your books	Don't ..... your sandwich in class
..... English	Don't ..... in the classroom
..... to the cassette	Don't ..... on the desks or the walls
..... your homework	Don't..... football in the classroom
..... your hand	Don't..... in the playground


5 Tell the robot what to do:




1. ....




2. ....



3. ....



4. ....



5. ....




6. ....

# Lesson 2:


## A traffic warden visits our school



1 Match the pictures to the words:



a) crossing



b) traffic lights



c) seat belt



d) pavement



e) pedestrian

1.....,

2.....,

3.....,

4.....,

5.....

2 Choose the correct phrase. Tick the box:



You can't turn left

You must turn left



Don't cross the street

Be careful, there are children crossing the street



You can't park here

You must park here



You can't ride your bicycle here

You can ride your bicycle here



You can drive at 50 km an hour

You can't drive at 50 km an hour



You can't drive here

You must drive here



You can sound your horn here

You can't sound your horn here

3

Write school rules. Use **we must**, **we mustn't** or **we can**:



..... be quiet in the classroom and  
 ..... talk to our friends at the break.



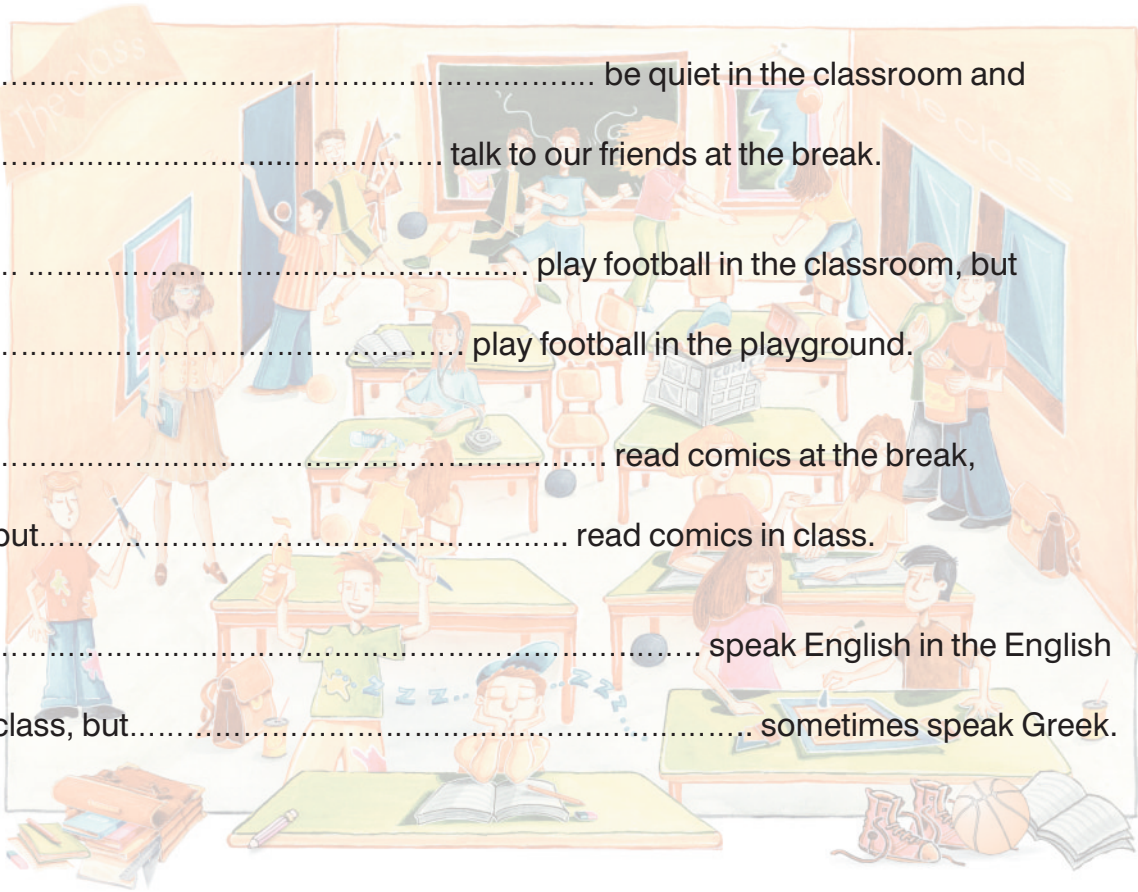
..... play football in the classroom, but  
 ..... play football in the playground.



..... read comics at the break,  
 but..... read comics in class.



..... speak English in the English  
 class, but..... sometimes speak Greek.



4

Match the left and the right column. Draw lines:

Cross the street



when the light is red

Don't run



your seat belt

Don't cross the street




across the street

Always wear



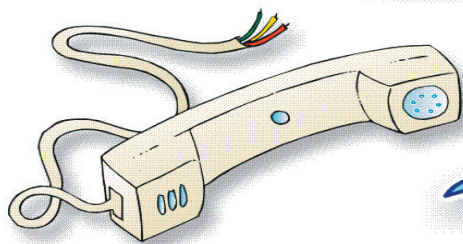
at a crossing





**5** Read what Maria is telling her cousin on the phone. Give Maria and Tania advice about what to be careful of, when they are walking in the street:

.....χτες, που λες, περάσαμε φανταστικά με την Τάνια. Πήγαμε στο σινεμά. Είχαμε δώσει ραντεβού έξω από το σπίτι της. Μόλις έφτασα σπίτι της και την είδα να περιμένει, έτρεξα να πάω κοντά της. Όμως την ώρα που περνούσα το δρόμο ένα αυτοκίνητο κόντεψε να πέσει πάνω μου! Από τη βιασύνη μου να δω τη φίλη μου δεν έλεγξα πριν περάσω το δρόμο! Πήρα μια τρομάρα! Τέλος πάντων, το έργο ήταν φοβερό! Γελάσαμε με την ψυχή μας! Και στο δρόμο της επιστροφής, καθώς θυμόμασταν διάφορες σκηνές περπατώντας στο δρόμο, ένα μηχανάκι κόντεψε να χτυπήσει την Τάνια. Έτσι όπως ήμασταν αφηρημένες και γελούσαμε, καθώς θυμόμασταν τις σκηνές του έργου, ξεχαστήκαμε και περπατούσαμε στη μέση του δρόμου. Άλλη φορά θα προσέχουμε και εγώ και εκείνη, όταν περπατάμε στο δρόμο.....



Now, give Maria and Tania advice:



.....



.....

Αν θέλεις να δουλέψεις σε πιο εύκολους ρυθμούς πήγαινε στο **παράρτημα I** και κάνε τις ασκήσεις που μπορείς

# Unit 9:

# The school party

## Lesson 1:

### At the supermarket




1 Put these words in the correct list:

oranges, apples, carrots, lettuce, cheese, tomatoes, eggs, sweets, chicken, ham, yoghurt, milk, ice cream, biscuits, cake, chocolate, sugar

Meat	Vegetables	Sweets	Dairy products	Fruit

Can you add more words to the lists?

2 Write **a, an/some** in front of the words:



.....cheese, ..... ham, ..... lemonade, .....egg,  
 .....hamburger, ..... sandwich, ..... butter, ..... cola  
 .....chips, .....sausage, .....peanuts, .....bread

3

Match the phrases to the foods. Look at the example:

**e.g. a bottle of milk**



cheese, crisps, lemonade, bread, sausages, eggs



**a packet of, a kilo of, a bottle of, a bag of, a dozen**

biscuits, peanuts, cola, milk, cornflakes, ham



.....


.....

.....

.....

4

Sophia's mother is at the supermarket. These are the things in her trolley. Complete her shopping list:



1 dozen eggs

3 packets of cr.....

2


5 Complete the bubbles:

1. \_\_\_\_\_

2. \_\_\_\_\_

3. two

4. \_\_\_\_\_



1.90 €/packet

1. How much is this milk?

2. It's 1.80€ a bottle

3. I'll have two bottles, please

4. That's 3.60€, please




1. \_\_\_\_\_

2. \_\_\_\_\_

3. half

4. \_\_\_\_\_




3.40 €/dozen

1. \_\_\_\_\_

2. \_\_\_\_\_

3. two

4. \_\_\_\_\_



2.30 €/packet

1. \_\_\_\_\_

2. \_\_\_\_\_

3. 250 grams


4. \_\_\_\_\_

1. \_\_\_\_\_

2. \_\_\_\_\_

3. three

4. \_\_\_\_\_



12.40 €/kilo

1.70 €/kilo